

# DCS WORLD AIRSHOW MISSION/MOD



By Sukhoi25

**USER MANUAL**

---

# Installation

Non-JSGME

To install this content, put the subfolders contained into the “DCS” folder and overwrite them.

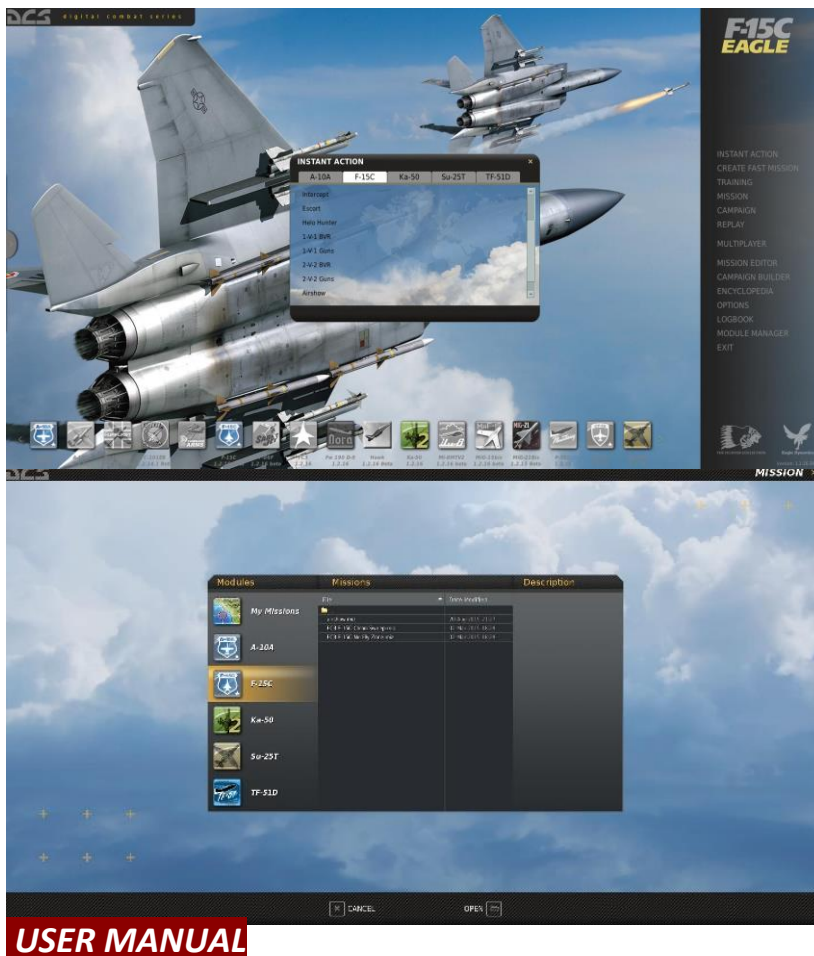
The mod will get instantly to work.

JSGME

Put the subfolders into your `_MODS` folder of JSGME and activate it as you do usual.

The mod will work after the activation.

You can find it here: [Quickstart Menu & Mission Menu](#)



## Table of contents

WELCOME.....	2
DOWNLOAD DESCRIPTION.....	3
SETTINGS.....	4
<i>HDR and Graphic Settings</i> .....	4.1
<i>Gameplay Settings</i> .....	4.2
<i>Presets</i> .....	4.3
MISSION BRIEFING.....	5
<i>Description</i> .....	5.1
<i>Loadout</i> .....	5.2
<i>Map</i> .....	5.3
LOGBOOK AND AWARDS.....	6
MISCELLANEOUS.....	6
PROBLEMS AND CONTACT.....	7

# Welcome


Hello.

Thanks for downloading this content.

I am Sukhoi25 from ED Forums and am its creator.

This content is made for DCS World Series high-qualitative combat Flight Simulator and is supposed to enhance or add some features, like liveries, mods, missions, etc.

In-game screenshot:



# Download Description

## Mission Description

In detail, it features an Airshow mission, located at Batumi Intl. Airport, which is flyable if you are a customer of the DCS: F-15C DLC or of DCS: Flaming Cliffs 3.

You will get the role of an F-15 Eagle pilot, showing an air maneuver demo.

Your task is to fly around the pylons, and your keywords are “fly low and turn right”.



# Settings

## HDR and Graphic settings

I fly normally the Caucasus theatre with HDR warm colors and a resolution over 1000x1000.

This should give you an optimal framerate and a realistic color setting.

## Gameplay settings

I fly without labels and I don't permit RCVR crash in my DCS settings.

This will probably not change your settings so it's not a problem.

## Presets

No presets were made outside them responsible for basic realism in the sim: No immortal, No easy radar mode/weapons, No unlimited fuel/weapons, Simulated g-forces, etc.

These will overwrite your ME settings (just for this mission).



# Mission Briefing

Georgian Army has organized an airshow on Batumi Airport to amaze their citizens.

Since Georgia does not dispose an acrobatic team, you were invited in the name of USAF.

A pair of UH-1Hs, one Mi-8MTV, an An-26b and a L-39ZA will perform in-flight demos like you.

Two Ukrainian T-80UD and a Georgian Tarantul-3 Corvette will perform firing demos.

## Loadout

Fuel Tanks\*3

Smokewinder White\*2

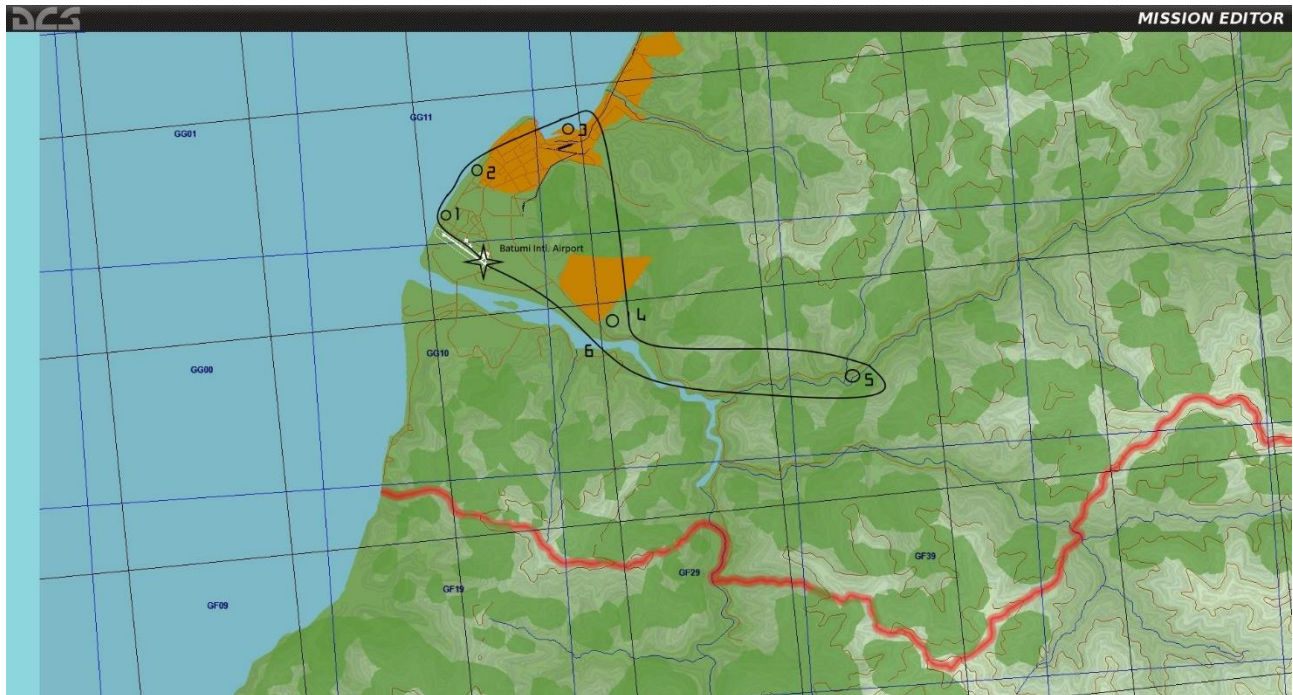
Smokewinder Red\*1

Smokewinder Blue\*1

Press "T" to activate Smokewinders.

Fly always with them activated.

## Map



## Logbook and Awards

In this mission the logbook will serve just to record your flight time and actions.

Since no enemy objects are placed you will not get points for destructions, mission rewards, etc.

Awards and score will probably remain as you have them.

## Miscellaneous

For a fully functional mission you will need to download these contents from my page at [digitalcombatsimulator.com](http://digitalcombatsimulator.com)

### Mods

F-15C Smokewinders on pylon 2 & 11: [Link follows when moderator has reviewed it.](#)

### Liveries

Fictional F-15C Thunderbirds/ANG Ferris Demo Scheme: [Link follows when moderator has reviewed it.](#)

(Attention: this livery is done with the base of the default ED F-15 "Ferris Scheme" livery.

Credits for this livery may go to ED or to the original author. If you are the author please contact me using the PROBLEMS AND CONTACTS section contact dates so I'll can mention you. Thanks! )



## Problems and contacts

This content should be JSGME (Jones Soft Generic Mod Enabler) ready as it's put in folders.

Problem could come up if you are a user of other mods, liveries, etc. done by the community, like SweetFX, ReTexture mods for the Caucasus map, etc.

I am sorry bu these could not be evited in any case as I don't use them.

In any case I am open to try supporting you if you contact me per Private Message at ED Forums ([forums.eagle.ru](https://forums.eagle.ru)) by writing at Sukhoi25.

Again, Thank you for downloading this content and I hope you will enjoy it.

PS.: If you like my work, you can support me by donating a little tip on my PayPal account: [Link follows when moderator has reviewed it.](#)



---

## 7. USER MANUAL

2015 Made by Sukhoi25 ED Forums. All copyrights are property of mine and Swiss Law forbids any use and gain of money without the author's written agreement. The copyrights are protected and use contents from this download for earning money is like steal.